

Gary Elliston, Amarillo Sox
 Bruce Thom, Fargo-Moorhead RedHawks
 John Bilbow, Grand Prairie AirHogs
 Patrick Salvi, Gary SouthShore RailCats
 John Ehlert, Kansas City T-Bones
 Mark Schuster, Laredo Lemurs

Jim Abel, Lincoln SaltDogs
 Marv Goldklang, St. Paul Saints
 John Roost, Sioux City Explorers
 Brian Schoenborn, Sioux Falls Canaries
 StD(Brian Schoenborn.)Tj/TT1 1 Tf(Sioux)24.

	AM	FM	GA	GP	KC	LR	LN	SP	SC	SF	WC	WN
Amarillo	----	1,002	1,055	354	595	632	598	1,045	743	782	369	1,218
Fargo	1,002	----	674	1,085	599	1,465	477	247	331	243	727	219
Gary	1,055	674	----	979	533	1,396	539	433	545	606	714	892
Grand Prairie	354	1,085	979	----	547	443	637	954	753	841	364	1,297
Kansas City	595	599	533	547	----	959	192	453	269	358	189	814
Laredo	632	1,465	1,396	443	959	----	1,053	1,410	1,180	1,245	781	1,682
Lincoln	598	477	539	637	192	1,053	----	438	155	240	279	690
St. Paul	1,045	247	433	954	453	1,410	438	----	300	270	640	463
Sioux City	743	331	545	753	269	1,180	155	300	----	85	398	546
Sioux Falls	782	243	606	841	358	1,245	240	270	85	----	489	458
Wichita	369	727	714	364	189	781	279	640	398	489	----	939
Winnipeg	1,218	219	892	1,297	814	1,682	690	463	546	458	939	----

2013 FINAL STANDINGS

North Division	W	L	Pct.	GB	Attendance
----------------	---	---	------	----	------------

--	--	--	--	--	--

--	--	--	--	--	--

--	--	--	--	--	--

--	--	--	--	--	--

--	--	--	--	--	--

Batting Leaders

BATTER	TEAM	AVG	G	AB	R	H	HR	RBI	BB	SO
Nieves, Abel	Wichita	.357	99	359	59	128	5	51	56	46
Van Stratten, Nick	Sioux Falls	.352	96	406	75	143	6	54	29	41
Scoma, Ryan	Winnipeg	.341	81	293	63	100	4	46	53	43
Boyer, Brad	St. Paul	.337	78	303	64	102	7	50	30	31
Gonzalez, Maikol	El Paso	.337	99	386	85	130	1	43	52	42
Rodriguez, John	Wichita	.337	100	409	85	138	19	86	42	56
Padgett, Matt	Kansas City	.337	82	300	56	101	19	66	58	56
Kain, Harrison	Laredo	.330	70	261	55	86	4	35	24	42
Valencia, Chris	Amarillo	.328	98	406	68	133	1	54	32	63
Weik, Joe	Amarillo	.327	97	392	69	128	7	81	30	44

Home Runs

2014 SCHEDULE

Mailing Address: 801 South Polk Street,
Amarillo, TX 79101.

Stadium Address: 3303 East 3rd Avenue,
Amarillo, TX 79104.

Phone: (806) 242-4653. **Fax:** (806) 322-1839.

Web: AmarilloSox.com. **Twitter:** @AmarilloSox.

FRONT OFFICE

Chairman of the Board: Gary Elliston.

Director, Media Relations: Christa Glasgow.

VP/General Manager: Mark Lee.

Account Executive: Rhonda Dittfurth.

Assistant G.M.: Russell Johnson.

Game Day Events: Jaylin Johnson.

Director, Sales/Marketing: Adam Cox.

FIELD STAFF

Manager: Bobby Brown.

Pitching Coach: Cory Domel.

Hitting Coach:

GAME-DAY INFORMATION

Stadium: Potter County Memorial Stadium.

Broadcaster: Mike Roden.

Year Constructed: 1955. **Capacity:** 7,500

Games Broadcast: 50 home.

Out field Dimensions: 355-429-355.

Webcast: amarillosox.com.

Visiting Club Hotel: Country Inn & Suites, 2000 Soncy Road, Amarillo, TX 79124.

Telephone: (806) 356-9977. **Fax:** (806) 356-0073.

AMARILLO INDEPENDENT BASEBALL RECORDS

(TISTICSJ/TT1

1

City

Opponent	Record	Pct.	Opponent	Record	Pct.
El Paso	29-27	.518	Laredo		.518
Fargo	3-4	.428	Fargo		
Fort Worth	6-10	.375			
Gary	5-4	.556			
Kansas City	8-13	.381			

Kansas

Kansas

2014 SCHEDULE

Standard home game times:

1515 15th Avenue North, Fargo, ND 58102.
Phone: (701) 235-6161. **Fax:** (701) 297-9247.
Web: FMRedhawks.com.
Twitter: @FMRedhawks.
Facebook.com/FMRedhawks.



INDEPENDENT YEARLY RESULTS

FARGO-MOORHEAD INDEPENDENT BASEBALL RECORDS

All-time AA record - 3 seasons, 171-129, .570 winning pct.

Opponent	Record	Pct.	Opponent	Record	Pct.	Opponent	Record	Pct.
Amarillo	4-3	.571	Lincoln	20-7	.741	Sioux City	19-11	.633
El Paso	5-2	.714	Newark	3-0	1.000	Sioux Falls	24-14	.632
Gary	10-12	.455	New Jersey	3-1	.750	Trois-Rivieres	2-1	.667
Grand Prairie	5-2	.714	Rockland	4-3	.571	Wichita	5-11	.312
Kansas City	20-11	.645	St. Paul	15-23	.395	Winnipeg	28-21	.571
Laredo	2-9	.182						

2013 GARY SOUTHSORE STATISTICS

vs. Amarillo: 1-2	vs. Lincoln: 3-7	vs. Sioux Falls: 2-8
vs. El Paso: 4-2	vs. Quebec: 1-1	vs. Wichita: 7-6
vs. Fargo-Moorhead: 7-3	vs. St. Paul: 11-2	vs. Winnipeg: 6-1
vs. Kansas City: 11-3	vs. Sioux City: 8-6	

Player	POS	AVG	G	AB	R	H	2B	3B	HR	RBI	BB	HBP	SO	SB	CS	DP	E
Babineau, Ryan	C	.251	61	199	27	50	6	1	3	24	19	2	34	8	0	7	3
Brockett, Ryan	IF	.364	22	55	12	20	3	0	0	6	5	0	9	0	0	2	2
Davis, Aljay	2B	.333	2	3	1	1	0	0	0	0	0	1	2	1	0	0	0
Fronk, Reid	OF	.294	20	68	13	20	5	1	1	10	11	2	24	6	0	0	3
Guerrero, Cristian	OF	.233	94	382	33	89	25	1	5	55	29	4	104	3	0	26	0
Klein, Adam	OF	.288	96	365	62	105	22	7	0	40	78	3	50	21	5	5	4
Kolb, Brian	IF	.311	84	318	51	99	17	1	0	36	29	4	49	12	6	15	10
Liddle, Steven	OF	.226	25	93	12	21	4	1	0	8	12	1	27	1	0	0	6
Liles, Nick	OF	.217	32	106	11	23	2	0	0	10	6	0	18	2	0	5	3

GARY SOUTHSORE INDEPENDENT BASEBALL RECORDS

Batting Average		RBI		Saves	
1. Tanner Townsend, 2008	.371	1. Tanner Townsend, 2008	84	1. Tony Cogan, 2007	25
2. Francisco Matos, 2002	.362	2. Cristian Guerrero, 2011	82	2. Andy Shipman, 2010	21
3. Brad Boyer, 2011	.348	3. Brad Boyer, 2011	68	3. Derek Lopez, 2005	17
4. Mike Massaro, 2011	.344	4. Steve Haake, 2009	67	4. Andy Shipman, 2009	13
5. Mike Massaro, 2012	.325	5. Mike Massaro, 2011	66	5. Benji Miller, 2003	12
		Wes Chamberlain, 2003	66		

Runs Scored		Stolen Bases		Games Pitched	
1. Mike Massaro, 2012	76	1. Billy Brown, 2003	32	1. Kris Regas, 2006	56
2. Adam Klein, 2011	75	2. Adam Klein, 2012	30	2. Brandon Higelin, 2008	50
3. Adam Klein, 2012	72	David Cooper, 2012	30	3. Will Krout, 2011	49
4. Rob Marconi, 2008	71	4. Adam Klein, 2010	29	4. Tony Cogan, 2007	46
5. Jay Pecci, 2008	70	5. Jermaine Allensworth, 2006	26	5. Ian Durham, 2013	43
				Aaron Cook, 2010	43
				Andy Shipman, 2010	43
				Byron Embry, 2002	43

Hits		ERA	
1. Mike Massaro, 2011	142	1. Tony Cogan, 2008	2.08
2. Mike Massaro, 2012	135	2. Willie Glen, 2010	2.39
3. Brad Boyer, 2011	123	3. Cody Fisher, 2005	2.50
4. Mike Massaro, 2013	120	4. Travis Kerber, 2006	2.78
5. Adam Klein, 2010	119	5. Jeremy Plexico, 2008	2.79
Mike Massaro, 2010	119		

Doubles		Wins	
1. Mike Rohde, 2011	32	1. Alain Quijano, 2013	12
2. Mike Massaro, 2011	28	Willie Glen, 2007	12
Mike Massaro, 2009	28	Josh Habel, 2007	12
4. Tanner Townsend, 2007	27	Jason Shelley, 2006	12
5. Louis Ott, 2010	26	5. Scott Shaw, 2011	11
Jay Pecci, 2008	26	Willie Glen, 2010	11
Tanner Townsend, 2008	26	Willie Glen, 2006	11

Triples		Losses		Strikeouts	
1. Mike Massaro, 2013	17	Graham Mazur, 2002	11	1. Willie Glen, 2007	162
2. Mike Massaro, 2011	16	3. Morgan Coombs, 2012	9	2. Jason Shelley, 2006	145
3. Mike Massaro, 2012	12	Tom Thornton, 2010	9	3. Willie Glen, 2006	122
4. Anthony Iapoco, 2005	9	Josh Habel, 2006	9	4. Josh Habel, 2006	112
5. Brad Boyer, 2011	8	Dan Soria, 2003	9	5. Willie Glen, 2010	110
		Mike Riley, 2002	9		

Home Runs	
1. Cristian Guerrero, 2010	19
2. Cristian Guerrero, 2008	16
3. Jermaine Swinton, 2002	15
4. Tanner Townsend, 2008	14
5. Wes Chamberlain, 2003	13

FRONT OFFICE

Head Groundskeeper: T.D. Taylor.
Finance & Merch. Manager: Trista Earlston.
Outside Events Coordinator:

FIELD STAFF

Manager: Ricky VanAsselberg. **Coach:** Barrett Weaver.

GAME-DAY INFORMATION

Stadium: QuikTrip Park. **Games Broadcast:** All.
Year Constructed: 2008. **Capacity:** 5,445. **Outlet:** AirHogsBaseball.com.
Out field Dimensions: 330-400-330.
Visiting Club Hotel: Hawthorn Suites, 2401 Brookhollow Plaza Drive, Arlington, TX
76006. **Phone:** (817) 640-1188.

INDEPENDENT YEARLY RESULTS

PLAYOFF HISTORY

Losses

1. Derek Blacksher, 2013	7
Josh Strawn, 2013	7
John Brownell, 2012	7
Nick DeBarr, 2012	7
5. Several tied with	6

Saves


1. Jon Hunton, 2011	25
2. Patrick Mincey, 2013	24
3. James Morrison, 2009	20
4. James Morrison, 2008	19
5. Justin Dowdy, 2012	17


Games Pitched

1. Ronnie Morales, 2012	55
2. Patrick Mincey, 2013	50
3. Jon Hunton, 2011	49
James Morrison, 2009	49
5. Vinnie DeChristofaro, 2008	47

Innings Pitched

19(47)Tj/TT0 1 Tf0 Tc -9.59372.4 Td(In





Batting Average

FRONT OFFICE

FIELD STAFF

Broadcaster:

YEARLY RESULTS

PLAYOFF HISTORY

Batting Average

1. Blake Gailen, 2011	.406
2. Pichi Balet, 2006	.378
3. Evan Tartaglia, 2006	.352
Bryan Warner, 2005	.352
5. Seth Pietsch, 2007	.350

Runs Scored

1. Cory Harris, 2005	99
2. Bryan Warner, 2005	85
3. Dustin Delucchi, 2002	79
4. Rafael Alvarez, 2010	78
5. Phil Hawke, 2011	74
Gavin Dickey, 2010	74

Hits

1. Bryan Warner, 2005	143
2. Cory Harris, 2005	142
3. Pichi Balet, 2006	136
4. Bryan Warner, 2006	133
5. Seth Pietsch, 2007	129

Doubles

1. Cory Harris, 2005	40
2. Josh Patton, 2005	37
3. Seth Pietsch, 2007	31
4. Paul Powell, 2006	30
5. Rafael Alvarez, 2010	29
Albenis Machado, 2005	29
Bryan Warner, 2005	29

Triples

1. Evan Tartaglia, 2006	7
2. Blake Gailen, 2011	6
Shawn McGill, 2008	6
Josh Patton, 2006	6
5. Several tied with	5

Home Runs

1. Argelis Nunez, 2010	22
2. Phil Hawke, 2011	21
Cory Harris, 2010	21
Bryan Warner, 2005	21
5. Bryan Britt, 2001	20

RBI

1. Bryan Warner, 2005	104
2. Argelis Nunez, 2010	82
Pichi Balet, 2006	82
4. Bryan Warner, 2006	79
Pichi Balet, 2005	79

Stolen Bases

1. Dustin Delucchi, 2002	41
2. Josh Burrus, 2009	36
3. Matt Forgatch, 2013	34
4. Evan Tartaglia, 2006	32
5. Essex Burton, 2001	31

ER39.FEFF0009BDC()TJEMC 0 -1.467 TD(1)66(Bryan)16(W)34(amer)52()

PLAYOFF HISTORY

ST. PAUL INDEPENDENT BASEBALL RECORDS

Batting Average

1. Adam Olow, 2004	.376
2. Dan Peltier, 1995	.366
3. Adam Olow, 2006	.360
Chad Ehrnsberger, 2005	.360
5. Darryl Motley, 1995	.358

Runs Scored

1. Justin Hall, 2004	77
2. Adam Frost, 2011	76
Adam Olow, 2004	76

Saves

1. Christopher Chavez, 2004	29
2. Bruce Walton, 1995	28
3. Matt Hammons, 2005	25
4. Jose Prado, 1998	23
5. Matt Hammons, 2006	22
Christopher Chavez, 2003	22

Games Pitched

1. Kyle Foster, 2011	48
2. Jon Plefka, 2010	43
Christopher Chavez, 2004	43
Christopher Chavez, 2003	43
5. Several tied with	41

Innings Pitched

1. Mark Hamburger, 2013	149.0
2. Anthony Claggett, 2013	142.0
3. Robert Coe, 2012	139.1
4. Charlie Ruud, 2007	138.2
5. Kevin Foster, 2003	132.2
Jacob Whitney, 2002	132.2

Walks

1. Kevin Foster, 2003	64
2. Robert Coe, 2012	59
3. Jason Kenady, 1997	56
Jim Manfred, 1996	56
5. Hank Thoms, 2000	55

Strikeouts

1. Mark Hamburger, 2013	120
2. Jacob Whitney, 2002	111
3. Charlie Ruud, 2007	110
4. Dan Smith, 2003	107
5. Dave Doorneweerd, 1995	104

3400 Line Drive, Sioux City, IA 51106.
Phone: (712) 277-9467. **Fax:** (712) 277-9406.
Web: XsBaseball.com.
Twitter: @SiouxCityXs.
Facebook.com/SiouxCityExplorers93.

FRONT OFFICE


Chairman: John Roost. **Stadium Operations Dir.:** Greg Crooks.
President: Matt Adamski. **Office Manager:** Julie Stinger.
General Manager: Shane Tritz.

FIELD STAFF

Manager: Steve Montgomery. **Pitching Coach:** Bobby Post.

GAME-DAY INFORMATION

Stadium: Lewis & Clark Park. **Broadcaster:** Dave Nitz.
Year Constructed: 1993. **Capacity:** 3,800. **Games Broadcast:** All.
Out field Dimensions: 330-400-330. **Outlets:** KSCJ-1360 AM/KSCJ.com.
Visiting Club Hotel: Sioux City Hotel & Conference Center, 707 4th Street, Sioux City IA 51101. **Phone:** (712) 294-5220.



2014 SCHEDULE

Standard home game times:

Monday-Saturday 7:05, Sunday 6:05.

Other home game times:

Tuesday, May 20: 11:05 a.m.

May

Thu 15 - Fri 16 @ Sioux Falls
Sat 17 **Sioux Falls**
 Sun 18 @ Sioux Falls
Mon 19 - Wed 21 **St. Paul**
Thu 22 - Sun 25 **Amarillo**
 Mon 26 - Wed 28 @ Winnipeg
 Thu 29 - Sat 31 @ Fargo

June

Sun 1 @ Fargo
Mon 2 - Thu 5 **Gary**
 Fri 6 - Sun 8 @ St. Paul
 Mon 9 - Wed 11 @ Gary
Fri 13 - Sun 15 **Grand Prairie**
 Tue 17 - Thu 19 @ Kansas City
Fri 20 - Sun 22 **Sioux Falls**
Mon 23 - Thu 26 **Rockland***
 Fri 27 - Sun 29 @ Amarillo
 Mon 30 @ Grand Prairie

July

Tue 1 - Wed 2 @ Grand Prairie
Thu 3 - Sat 5 **Wichita**
 Tue 8 - Thu 10 @ Winnipeg
Fri 11 - Sun 13 **Fargo**
Mon 14 - Wed 16 **Kansas City**
 Fri 18 - Sun 20 @ Wichita
Mon 21 - Thu 24 **Gary**
 Fri 25 - Sun 27 @ Sioux Falls
Wed 30 - Thu 31 **Fargo**

August

Fri 1 - Sat 2 **Fargo**
Sun 3 - Wed 6 **Winnipeg**
 Thu 7 - Sun 10 @ St. Paul
 Mon 11 - Wed 13 @ Gary
Thu 14 - Sun 17 **Lincoln**
 Tue 19 - Wed 20 @ Sioux Falls
 Fri 22 - Sun 24 @ Fargo
Tue 26 - Thu 28 **Gary**
 Fri 29 @ Lincoln (Split DH)
 Sun 31 @ Lincoln

September

Mon 1 @ Lincoln

* - Can-Am League opponent.

INDEPENDENT YEARLY RESULTS

PLAYOFF HISTORY

2013 SIOUX CITY EXPLORERS STATISTICS

vs. El Paso: 2-1 vs. Kansas City: 2-5 vs. St. Paul: 5-4
 vs. Fargo-Moorhead: 4-7 vs. Laredo: 0-3 vs. Sioux Falls: 6-9
 vs. Gary SouthShore: 6-8 vs. Lincoln: 5-7 vs. Wichita: 3-7
 vs. Grand Prairie: 2-1 vs. New Jersey: 1-2 vs. Winnipeg: 2-8

Player	POS	AVG	G	AB	R	H	2B	3B	HR	RBI	BB	HBP	SO	SB	CS	DP	E
Backman, Wally Jr.	IF	.192	27	104	11	20	4	0	0	7	11	0	25	1	0	2	3
Barroso, Leugim	IF	.260	97	362	33	94	9	1	2	32	11	4	33	24	7	21	16
Barrows, Peter	OF	.279	96	348	54	97	21	2	13	55	35	4	97	6	2	8	4
Bistagne, Brian	IF	.221	30	86	9	19	3	1	0	7	9	0	22	4	1	2	0
Briones, Gilbert	IF	.150	11	20	2	3	1	0	0	1	2	0	7	1	1	1	1
Espinosa, Alberto	C	.240	76	258	19	62	10	0	2	23	6	3	38	0	0	11	7
Gallagher, Austin	IF	.296	42	169	17	50	10	0	0	19	14	1	22	1	2	4	5
Inoguchi, Yusuke	OF	.281	89	327	43	92	21	3	0	31	30	7	66	11	2	5	4
Judah, Sam	OF	.284	82	289	34	82	16	0	5	38	12	1	44	1	1	9	1
Karr, Palmer	OF	.244	21	82	10	20	4	0	3	13	3	3	25	1	0	4	0
Kaskadden, Anthony	1K	.284	22	13					1u2(-35.017	18/ActualT>	BDC	()TJEMC	2.3513				

SIOUX CITY INDEPENDENT BASEBALL RECORDS

Batting Average

1. Jose Peguero, 1996 .366
2. Lance Robbins, 1994 .356
3. Josh Patton, 1999 .350
4. Ray Serrano, 2010 .349
5. Kent Sakamoto, 2011 .347

RBI

1. Scott Pinoni, 1997 92
2. Jay Kirkpatrick, 2000 75
3. Marty Neff, 1998 74
4. Nolan Lane, 1997 74
5. Kevin Garner, 1997 73

Saves

1. Brett Reid, 2008 24
2. Sean Kramer, 2005 20
3. Derek Fahs, 1999 19
4. Barry Goldman, 1994 18
5. Chris Bodishbaugh, 2012 17
Brett Reid, 2009 17

Runs Scored

1. Jorge Moreno, 2006 77
2. Jorge Moreno, 2007 76
3. Desi Wilson, 2004 75
4. Ira Smith, 2001 71
Nolan Lane, 1997 71

Stolen Bases

1. Derek Schermerhorn, 2009 36
Nolan Lane, 1997 36
3. Nolan Lane, 1995 34
4. Ryan Ruiz, 2003 33
- Nolan Lane, 1993 33

Games Pitched

1. Eddie Delacruz, 2010 53
2. **Jimmer Kennedy, 2013** 43
3. Derek Fahs, 1999 41
Richard Grife, 1997 41
5. Brett Reid, 2009 40
Sean Kramer, 2005 40
John Duffy, 2001 40

Hits (7) / Sp/Actual 2210

1. Jose Peguero, 1996 122
2. Desi Wilson, 2004 121
3. Ray Serrano, 2010 120
4. Marcel Longmire, 2004 119
5. Ray Serrano, 2012 118

BDC ()TJEMC

1. David Glick, 2002 1.89
- "Oil Can" Boyd, 1994 1.89
3. David Trahan, 2011 2.67
4. Joe Kraemer, 1993 2.91
5. Joe Kraemer, 1994 2.94

Doubles

1. Ray Serrano, 2010 34
2. Marty Neff, 1998 33
3. Ray Serrano, 2012 32
4. Chris Grossman, 2006 30
5. Kent Sakamoto, 2010 29
Marcel Longmire, 2004 29

Wins

1. Alexander Francisco, 2008 12
2. Aaron Jersild, 1997 11
David Harris, 1995 11
4. **Richard Salazar, 2013** 10
Nick Schumacher, 2011 10
Mikael Ryder, 2010 10
Alexander Francisco, 2007 10
- Joe Kraemer, 1993 10

Triples

1. Jose Peguero, 1996 10
2. Nolan Lane, 1997 7
Lance Robbins, 1994 7
4. Brandon Newton, 2012 6
5. Several tied with 5

Losses

1. **Andy Noga, 2013** 12
- Dusty Bergman, 2008 12
3. Chris Gogolewski, 1996 11
Reese Murdaugh, 1996 11
5. **Jason Jarvis, 2013** 10
Wes Faust, 2003 10

Home Runs

1. Kevin Garner, 1997 27
2. Scott Pinoni, 1997 20
3. Jose Moreno, 2006 19
Jay Kirkpatrick, 2000 19
5. Ryan Gripp, 2005 18

SIoux FALLS INDEPENDENT BASEBALL RECORDS

Batting Average

1. Beau Torbert, 2010	.394
2. Will Smith, 2007	.367
3. Charles Peterson, 2001	.364
4. Chris Powell, 1994	.357
5. Frank Valdez, 1995	.356

Runs Scored

1. Reggie Abercrombie, 2001	95
-----------------------------	----

Home Runs

1. Reggie Abercrombie, 2001	10
-----------------------------	----

Stolen Bases

1. Reggie Abercrombie, 2001	10
-----------------------------	----

Errors

1. Reggie Abercrombie, 2001	10
-----------------------------	----

Saves

1. Kris Regas, 2008	30
2. Aaron Cotter, 2005	25
3. Jerrod Fuell, 2007	23
4. Alan DeRatt, 2013	22
5. Matt Montgomery, 2005	18

Games Pitched

1. Paul Mahomes, 2001	48
2. Kyle Mertins, 2012	43
3. Dan Cooper, 2012	43
John Wesley, 2005	43
5. Matt Daly, 2013	42
Ryan Fleckenstein, 2011	42

Innings Pitched


1. Ben Moore, 2013	155.1
Kyle Ruwe, 2013	155.1
3. Ben Moore, 2011	145.0
4. Rich Hyde, 2000	140.1
5. Pat Mahomes, 2008	135.1

Walks

1. Ryan Shaver, 2010	64
2. Adam Champion, 2013	58
3. Chris Salberg, 2011	57
4. Chris Salberg, 2010	55
5. Paul Magrini, 1996	54

Strikeouts

1. Ben Moore, 2011	144
2. Ben Moore, 2013	131
3. Ben Moore, 2010	126
4. Pat Mahomes, 2007	109
Jamie Ybarra, 1994	109



WICHITA INDEPENDENT BASEBALL RECORDS

Batting Average

[Redacted]

[Redacted]

[Redacted]

[Redacted]

2014 SCHEDULE

FIELD STAFF

Stadium: Shaw Park.
Year Constructed: 1999. **Capacity:** 7,481.

Radio Broadcaster: Steve Schuster.
Games Broadcast: All.
Outlets: TSN 1290/sportsradio1290.com.
Television Broadcaster: Scott Taylor.
Games Broadcast: Home 20.
Station: Shaw TV Channel 9.

vs. Amarillo: 3-0
 vs. Fargo: 2-10
 vs. Garry (2.39) Td(55) T3.9(3-9 9.543 0 1 Tf-0.032 Tc 0.032 Tws 97.503 B7erd(5) 32

vs. Sioux City: 8-2
 vs. Sioux Falls: 9-4
 vs. Wichita: 2-1

WINNIPEG INDEPENDENT BASEBALL RECORDS

Batting Average	Home Runs	Saves
1. Terry Lee, 1995 .373	1. Juan Diaz, 2009 29	1. Oscar Montero, 2004 22
2. Brian Duva, 1998 .367	Sean Hearn, 1998 29	2. Steve Thomas, 2001 20
3. Carmine Cappuccio, 2001 .359	3. Juan Diaz, 2010 24	3. Matt Davis, 2007 18
4. Terry Lee, 1997 .358	4. Terry Lee, 1996 23	4. Patrick Keating, 2013 17
5. Brent Methany, 2008 .357	5. Terry Lee, 1995 22	Jeff Sparks, 1998 17

Runs Scored	RBI	Games Pitched
1. Fehlandt Lentini, 2006 93	1. Juan Diaz, 2009 90	1. Brendan Lafferty, 2013 53
2. Terry Lee, 1997 88	2. Terry Lee, 1996 88	2. Brian Beuning, 2008 51
3. Fehlandt Lentini, 2007 86	3. Wes Long, 2011 81	3. Chris Kissock, 2013 50
4. Price Kendall, 2011 83	Tony Chance, 1998 81	4. Clint Marcus, 2005 45
Harry Berrios, 2002 83	5. Several tied with 80	5. Matt Davis, 2007 44
Brent Sachs, 2002 83		

Hits	Stolen Bases	Innings Pitched
1. Fehlandt Lentini, 2006 136	1. Fehlandt Lentini, 2006 57	1. Ace Walker, 2009 149.0
Carmine Cappuccio, 2001 136	2. Brian Duva, 1997 55	Roger Luque, 2004 149.0
3. Price Kendall, 2011 135	3. Fehlandt Lentini, 2007 42	3. Matt Rusch, 2013 144.2
4. Harry Berrios, 2005 133	4. Ralph Santana, 2005 41	4. Ace Walker, 2010 141.0
5. Harry Berrios, 2004 131	Kevin Dattola, 1995 41	5. Ace Walker, 2012 139.2
Brian Duva, 1998 131		

ERA	Walks
1. Rick Forney, 1999 2.13	1. Joel Posey, 2007 65
2. Rafael Gross, 2003 2.28	2. Jamie Ybarra, 1997 62
3. Bobby Madritsch, 2002 2.30	3. Stephen Flake, 2010 55
Rafael Gross, 2001 2.30	Matt Jarvis, 1997 55
5. Matt Rusch, 2012 2.39	Mike Bailey, 1996 55

Doubles	Wins	Strikeouts
1. Carmine Cappuccio, 2001 39	1. Rafael Gross, 2001 14	1. Bobby Madritsch, 2002 153
2. Fehlandt Lentini, 2007 36	2. Rafael Gross, 2003 13	2. Jeff Zimmerman, 1997 140
3. Patrick Scalabrini, 2004 34	3. Ace Walker, 2009 12	3. Brad Purcell, 2004 119
4. Fehlandt Lentini, 2006 32	Shayn Holbrook, 2004 12	4. Jeff Keppen, 2000 117
5. Luis Alen, 2011 30	Geraldo Padua, 2002 12	5. Matt Rusch, 2012 113
Jon Weber, 2011 30		Rick Forney, 1998 113

Triples	Losses
1. Fehlandt Lentini, 2006 13	1. Chris Salamida, 2010 9
2. Brent Sachs, 1999 9	Shawn Olney, 1999 9
3. Fehlandt Lentini, 2008 8	3. Peter Gehle, 2013 8
4. Several tied with 7	Roger Luque, 2005 8
	Gregg Press, 1998 8

Two of North America's best independent leagues, the American Association and Can-Am League, will renew their rivalry in 2014. 78 interleague games will be played throughout the regular season.

May

Mon 26 - Wed 28 Trois-Rivieres @ **Amarillo**
 Tue 27 - Thu 29 **St. Paul** @ Rockland
 Fri 30 - Sat 31 Trois-Rivieres @ **Laredo**
 Fri 30 - Sat 31 **St. Paul** @ New Jersey

June

Sun 1 Trois-Rivieres @ **Laredo**
 Sun 1 **St. Paul** @ New Jersey
 Mon 2 - Thu 5 T-R @ **Grand Prairie**
 Mon 2 - Thu 5 **St. Paul** @ Quebec
 Tue 17 - Thu 19 Rockland @ **Fargo**
 Tue 17 - Thu 19 **Winnipeg** @ New Jersey
 Fri 20 - Sun 22 Rockland @ **St. Paul**
 Fri 20 - Sun 22 **Winnipeg** @ Quebec
 Mon 23 - Thu 26 Rockland @ **Sioux City**
 Mon 23 - Thu 26 **Winnipeg** @ Trois-Rivieres

July

Fri 11 - Sun 13 Quebec @ **Laredo**
 Fri 11 - Sun 13 **Lincoln** @ New Jersey
 Mon 14 - Wed 16 Quebec @ **Amarillo**
 Tue 15 - Thu 17 **Lincoln** @ Trois-Rivieres
 Fri 18 - Sun 20 Quebec @ **Grand Prairie**
 Fri 18 - Sun 20 **Lincoln** @ Rockland



AA ALUMNI IN THE MAJOR LEAGUES IN 2013

RHP Aaron Crow, Fort Worth 2008-09



Crow rose quickly through the Kansas City system after being signed prior to the 2010 season, spending just a year in the minors before reaching the bigs. Since then, he has been a workhorse out of the Roy-

while limiting opposing hitters to a .244 average.

YEAR	CLUB	ERA	W	L	S	G	GS	IP	SO
2011	Kansas City	2.76	4	4	0	57	0	62.0	65
2012	Kansas City	3.48	3	1	2	73	0	64.2	65
2013	Kansas City	3.38	7	5	1	57	0	48.0	44

RHP Dane de la Rosa, El Paso 2009



taste of big-league action with Tampa Bay in 2011 and 2012. He then signed with the Los Angeles Angels for the 2013 season and was the

and assembling a stingy 2.86 ERA.

YEAR	CLUB	ERA	W	L	S	G	GS	IP	SO
2011	Tampa Bay	9.82	0	0	0	7	0	7.1	8
2012	Tampa Bay	12.60	0	0	0	5	0	5.0	5
2013	L.A. Angels	2.86	6	1	2	75	0	72.1	65

RHP Luke Hochevar, Fort Worth 2006

Individual Batting**Batting Average, Season:** .406, Blake Gailen, Lincoln, 2011.**Games, Season:** 100, several.**At Bats, Season:**

Wild Pitches, Season: 114, Lincoln, 2010.

Wild Pitches, Game: 8, El Paso, May 30, 2010.

Balks, Season: 14, Pensacola, 2009.

Balks, Game: 2, several.

Stolen Bases Allowed, Game: 8, Lincoln, June 30, 2007 and El Paso, May 31, 2011.

Fielding

Fielding Percentage, Season: .980, Wichita, 2009.

Putouts, Season: 2685, Winnipeg, 2011.

Putouts, Game: 51, Pensacola, August 3, 2007 (17 innings).

Assists, Season: 1226, El Paso, 2007.

Assists, Game: 27, Gary, August 8, 2012.

Errors, Season: 147, El Paso, 2006, and El Paso, 2013.

Errors, Game: 9, El Paso, August 24, 2013.

Total Chances, Season: 3958, El Paso, 2007.

Double Plays, Season: 133, El Paso, 2007.

Double Plays, Game: 5, several.

Triple Plays, Season: 1, several.

Passed Balls, Season: 38, Pensacola, 2006.

Passed Balls, Game: 5, St. Paul, August 5, 2007.

First Base

Percentage, Season: .998, Luke Murton, Sioux City, 2013.

Games, Season: 100, C.J. Ziegler, Wichita, 2013.

Putouts, Season: 943, Brandon Sing, Sioux Falls, 2010.

Putouts, Game: 21, Derek Schermerhorn, Wichita/ Sioux City, August 12, 2008 and Steve Pearson,

Wichita, May 20, 2009.

Assists, Season: 85, Trent Lockwood, Fort Worth, 2011.

Assists, Game: 4, several.

Errors, Season: 16, Tim Dorn, Pensacola, 2006 and C.J. Ziegler, Wichita, 2013.

Errors, Game: 3, Cesar Nicolas, Grand Prairie, May 21, 2009.

Total Chances, Season: 1020, C.J. Ziegler, Wichita, 2013.

Double Plays, Season: 107, Brandon Sing, Sioux Falls, 2010.

Second Base

Percentage, Season: .994, Joe Anthonson, Sioux Falls, 2010.

Games, Season: 100, Carlo Cota, Fargo-Moorhead, 2011.

Putouts, Season: 222, Carlo Cota, Fargo-Moorhead, 2011.

Putouts, Game: 8, Dan Kazdrowski, St. Paul, June 3, 2009.

Assists, Season: 341, Carlo Cota, Fargo-Moorhead, 2011.

Assists, Game: 11, Brandon Haywood, El Paso, July 21, 2006.

Errors, Season: 25, Antoin Gary, Wichita, 2009.

Errors, Game: 2, Antoin Gary, Wichita, 2009.

Errors, Game: 2, Antoin Gary, Wichita, 2009.

Errors, Game: 2, Antoin Gary, Wichita, 2009.

Errors, Game: 2, Antoin Gary, Wichita, 2009.

Errors, Game: 2, Antoin Gary, Wichita, 2009.

Errors, Game: 2, Antoin Gary, Wichita, 2009.

Errors, Game: 2, Antoin Gary, Wichita, 2009.

Errors, Game: 2, Antoin Gary, Wichita, 2009.

Errors, Game: 2, Antoin Gary, Wichita, 2009.

Errors, Game: 2, Antoin Gary, Wichita, 2009.

Errors, Game: 2, Antoin Gary, Wichita, 2009.

Errors, Game: 2, Antoin Gary, Wichita, 2009.

Errors, Game: 2, Antoin Gary, Wichita, 2009.

Errors, Game: 2, Antoin Gary, Wichita, 2009.

Errors, Game: 2, Antoin Gary, Wichita, 2009.

Errors, Game: 2, Antoin Gary, Wichita, 2009.

Errors, Game: 2, Antoin Gary, Wichita, 2009.

Errors, Game: 2, Antoin Gary, Wichita, 2009.

Errors, Game: 2, Antoin Gary, Wichita, 2009.

Errors, Game: 2, Antoin Gary, Wichita, 2009.

Errors, Game: 2, Antoin Gary, Wichita, 2009.

Errors, Game: 2, Antoin Gary, Wichita, 2009.

Errors, Game: 2, Antoin Gary, Wichita, 2009.

Hits

[REDACTED]

[REDACTED]

[REDACTED]

[REDACTED]

[REDACTED]

[REDACTED]

Master League Schedule - All times Central.

Thursday, May 15

Winnipeg at Amarillo - 7:05
Lincoln at Kansas City - 7:05
Gary at St. Paul - 7:05
Sioux City at Sioux Falls - 7:05
Grand Prairie at Wichita - 7:05
Fargo at Laredo - 7:30

Friday, May 16

Winnipeg at Amarillo - 7:05
Lincoln at Kansas City - 7:05
Gary at St. Paul - 7:05
Sioux City at Sioux Falls - 7:05
Grand Prairie at Wichita - 7:05
Fargo at Laredo - 7:30

Saturday, May 17

Winnipeg at Amarillo - 7:05
Lincoln at Kansas City - 7:05
Gary at St. Paul - 7:05
Sioux Falls at Sioux City - 7:05
Grand Prairie at Wichita - 7:05
Fargo at Laredo - 7:30

Sunday, May 18

Gary at St. Paul - 1:05
Grand Prairie at Wichita - 2:05
Sioux City at Sioux Falls - 4:05
Lincoln at Kansas City - 5:05
Winnipeg at Amarillo - 6:05
Fargo at Laredo - 7:30

Monday, May 19

Fargo at Amarillo - 7:05
Lincoln at Grand Prairie - 7:05
St. Paul at Sioux City - 7:05
Gary at Sioux Falls - 7:05
Kansas City at Wichita - 7:05
Winnipeg at Laredo - 7:30

Tuesday, May 20

Lincoln at Grand Prairie - 10:35 am
St. Paul at Sioux City - 11:05 am
Fargo at Amarillo - 7:05
Gary at Sioux Falls - 7:05
Kansas City at Wichita - 7:05
Winnipeg at Laredo - 7:30

Wednesday, May 21

Winnipeg at Laredo - 10:00 am
Lincoln at Grand Prairie - 10:35 am
Fargo at Amarillo - 7:05
St. Paul at Sioux City - 7:05
Kansas City at Wichita - 7:05

Thursday, May 22

Laredo at Grand Prairie - 7:05
Fargo at Kansas City - 7:05
Sioux Falls at St. Paul - 7:05
Amarillo at Sioux City - 7:05
Wichita at Gary - 7:10

Friday, May 23

Laredo at Grand Prairie - 7:05
Fargo at Kansas City - 7:05
Winnipeg at Lincoln - 7:05
Sioux Falls at St. Paul - 7:05
Amarillo at Sioux City - 7:05
Wichita at Gary - 7:10

Saturday, May 24

Wichita at Gary - 6:10
Laredo at Grand Prairie - 7:05
Fargo at Kansas City - 7:05
Sioux Falls at St. Paul - 7:05
Amarillo at Sioux City - 7:05
Winnipeg at Lincoln - 7:45

Sunday, May 25

Laredo at Grand Prairie - 2:05
Winnipeg at Lincoln - 2:05
Wichita at Gary - 2:10
Sioux Falls at St. Paul - 5:05
Amarillo at Sioux City - 6:05
Fargo at Kansas City - 7:05

Monday, May 26

Kansas City at Gary - 4:10
Grand Prairie at Lincoln - 5:05
Sioux Falls at Fargo - 6:00
Sioux City at Winnipeg - 7:00
Trois-Rivieres at Amarillo - 7:05
Laredo at Wichita - 7:05

Tuesday, May 27

Sioux Falls at Fargo - 11:00 am
Grand Prairie at Lincoln - 5:05, DH
St. Paul at Rockland - 6:05
Sioux City at Winnipeg - 7:00
Trois-Rivieres at Amarillo - 7:05
Laredo at Wichita - 7:05
Kansas City at Gary - 7:10

Wednesday, May 28

St. Paul at Rockland - 9:30 am
Kansas City at Gary - 11:00 am
Sioux City at Winnipeg - 11:00 am
Sioux Falls at Fargo - 7:02
Trois-Rivieres at Amarillo - 7:05
Laredo at Wichita - 7:05

Thursday, May 29

St. Paul at Rockland - 6:05
Lincoln at Winnipeg - 7:00
Sioux City at Fargo - 7:02
Grand Prairie at Amarillo - 7:05
Kansas City at Sioux Falls - 7:05
Laredo at Wichita - 7:05

Friday, May 30

St. Paul at New Jersey - 6:05
Lincoln at Winnipeg - 7:00
Sioux City at Fargo - 7:02
Grand Prairie at Amarillo - 7:05
Kansas City at Sioux Falls - 7:05
Gary at Wichita - 7:05
Trois-Rivieres at Laredo - 7:30

Saturday, May 31

St. Paul at New Jersey - 5:35
Sioux City at Fargo - 6:00
Lincoln at Winnipeg - 6:00
Kansas City at Sioux Falls - 6:05
Grand Prairie at Amarillo - 7:05
Gary at Wichita - 7:05
Trois-Rivieres at Laredo - 7:30

Sunday, June 1

Sioux City at Fargo - 1:00
St. Paul at New Jersey - 1:05
Lincoln at Winnipeg - 1:30
Gary at Wichita - 2:05
Kansas City at Sioux Falls - 4:05
Grand Prairie at Amarillo - 6:05
Trois-Rivieres at Laredo - 7:30

Monday, June 2

St. Paul at Quebec - 6:05
3-Rivieres at Grand Prairie - 7:05
Wichita at Kansas City - 7:05
Gary at Sioux City - 7:05
Winnipeg at Sioux Falls - 7:05
Amarillo at Laredo - 7:30

Tuesday, June 3

Fargo at Lincoln (DH) - 5:05
St. Paul at Quebec - 6:05
3-Rivieres at Grand Prairie - 7:05
Wichita at Kansas City - 7:05
Gary at Sioux City - 7:05
Winnipeg at Sioux Falls - 7:05
Amarillo at Laredo - 7:30

Wednesday, June 4

Wichita at Kansas City - 11:05 am
St. Paul at Quebec - 6:05
3-Rivieres at Grand Prairie - 7:05
Fargo at Lincoln - 7:05
Gary at Sioux City - 7:05
Winnipeg at Sioux Falls - 7:05
Amarillo at Laredo - 7:30

Thursday, June 5

St. Paul at Quebec - 6:05
3-Rivieres at Grand Prairie - 7:05
Wichita at Kansas City - 7:05
Fargo at Lincoln - 7:05
Gary at Sioux City - 7:05
Winnipeg at Sioux Falls - 7:05

Friday, June 6

Winnipeg at Fargo - 7:02
Wichita at Grand Prairie - 7:05
Laredo at Kansas City - 7:05
Amarillo at Lincoln - 7:05
Sioux City at St. Paul - 7:05
Sioux Falls at Gary - 7:10

Saturday, June 7

Winnipeg at Fargo - 6:00
Sioux Falls at Gary - 6:10
Laredo at Kansas City - 7:05
Amarillo at Lincoln - 7:05
Sioux City at St. Paul - 7:05

Sunday, June 8

Winnipeg at Fargo - 1:00
Wichita at G.P. (DH) - 1:05
Sioux City at St. Paul - 1:05
Amarillo at Lincoln - 2:05
Sioux Falls at Gary - 2:10
Laredo at Kansas City - 5:05

Monday, June 9

Laredo at Amarillo - 7:05
Sioux Falls at St. Paul - 7:05
Sioux City at Gary - 7:10

Tuesday, June 10

Grand Prairie at Winnipeg - 7:00
Lincoln at Fargo - 7:02
Laredo at Amarillo - 7:05
Sioux Falls at St. Paul - 7:05
Kansas City at Wichita - 7:05
Sioux City at Gary - 7:10

Wednesday, June 11

Grand Prairie at Winnipeg - 7:00
Lincoln at Fargo - 7:02
Laredo at Amarillo - 7:05
Sioux Falls at St. Paul - 7:05
Kansas City at Wichita - 7:05
Sioux City at Gary - 7:10

Thursday, June 12

G.P. at Winnipeg - 11:00 am
Lincoln at Fargo - 7:02
Kansas City at Wichita - 7:05

Friday, June 13

St. Paul at Winnipeg - 7:00
Wichita at Amarillo - 7:05
Gary at Lincoln - 7:05
Grand Prairie at Sioux City - 7:05
Fargo at Sioux Falls - 7:05
Kansas City at Laredo - 7:30

Saturday, June 14

St. Paul at Winnipeg - 6:00
Fargo at Sioux Falls - 6:05
Wichita at Amarillo - 7:05
Gary at Lincoln - 7:05
Grand Prairie at Sioux City - 7:05
Kansas City at Laredo - 7:30

Sunday, June 15

St. Paul at Winnipeg - 1:30
Gary at Lincoln - 2:05
Fargo at Sioux Falls - 4:05
Wichita at Amarillo - 6:05
Grand Prairie at Sioux City - 6:05
Kansas City at Laredo - 7:30

Monday, June 16

Gary at Grand Prairie - 7:05
Lincoln at St. Paul - 7:05
Wichita at Laredo - 7:30

Tuesday, June 17

Lincoln at St. Paul - 1:05
Winnipeg at New Jersey - 6:05
Rockland at Fargo - 7:02
Gary at Grand Prairie - 7:05
Sioux City at Kansas City - 7:05
Amarillo at Sioux Falls - 7:05
Wichita at Laredo - 7:30

Wednesday, June 18

S. City at Kansas City - 11:05 am
Amarillo at Sioux Falls - 12:05
Winnipeg at New Jersey - 6:05
Rockland at Fargo - 7:02
Gary at Grand Prairie - 7:05
Lincoln at St. Paul - 7:05
Wichita at Laredo - 7:30

Thursday, June 19

Rockland at Fargo - 12:30
Winnipeg at New Jersey - 6:05
Sioux City at Kansas City - 7:05
Lincoln at St. Paul - 7:05
Amarillo at Sioux Falls - 7:05

Friday, June 20

Winnipeg at Quebec - 6:05
Amarillo at Grand Prairie - 7:05
Laredo at Kansas City - 7:05
Rockland at St. Paul - 7:05
Sioux Falls at Sioux City - 7:05
Fargo at Wichita - 7:05
Lincoln at Gary - 7:10

Saturday, June 21

Winnipeg at Quebec - 5:05
Lincoln at Gary - 6:10
Amarillo at Grand Prairie - 7:05
Laredo at Kansas City - 7:05
Rockland at St. Paul - 7:05
Sioux Falls at Sioux City - 7:05
Fargo at Wichita - 7:05

Sunday, June 22

Winnipeg at Quebec - 12:05
Rockland at St. Paul - 1:05
Amarillo at Grand Prairie - 2:05
Fargo at Wichita - 2:05
Lincoln at Gary - 2:10
Laredo at Kansas City - 5:05
Sioux Falls at Sioux City - 6:05

Monday, June 23

Winnipeg at Trois-Rivieres - 6:05
St. Paul at Fargo - 7:02
Kansas City at Amarillo - 7:05
Laredo at Lincoln - 7:05
Rockland at Sioux City - 7:05
Grand Prairie at Wichita - 7:05
Sioux Falls at Gary - 7:10

Tuesday, June 24

Winnipeg at Trois-Rivieres - 6:05
St. Paul at Fargo - 7:02
Kansas City at Amarillo - 7:05
Laredo at Lincoln - 7:05
Rockland at Sioux City - 7:05
Grand Prairie at Wichita - 7:05
Sioux Falls at Gary - 7:10

Wednesday, June 25

Winnipeg at Trois-Rivieres - 6:05
St. Paul at Fargo - 7:02
Kansas City at Amarillo - 7:05
Laredo at Lincoln - 7:05
Rockland at Sioux City - 7:05
Grand Prairie at Wichita - 7:05
Sioux Falls at Gary - 7:10

Thursday, June 26

Grand Prairie at Wichita - 11:05
Winnipeg at Trois-Rivieres - 6:05
St. Paul at Fargo - 7:02
Kansas City at Amarillo - 7:05
Rockland at Sioux City - 7:05
Sioux Falls at Gary - 7:10

Friday, June 27

Fargo at Winnipeg - 7:00
Sioux City at Amarillo - 7:05
Gary at Kansas City - 7:05
Wichita at Lincoln - 7:05
St. Paul at Sioux Falls - 7:05
Grand Prairie at Laredo - 7:30

Saturday, June 28

Fargo at Winnipeg - 6:00
St. Paul at Sioux Falls - 6:05
Sioux City at Amarillo - 7:05
Gary at Kansas City - 7:05
Wichita at Lincoln - 7:05
Grand Prairie at Laredo - 7:30

Sunday, June 29

Fargo at Winnipeg - 1:30
Wichita at Lincoln - 2:05
St. Paul at Sioux Falls - 4:05
Gary at Kansas City - 5:05
Sioux City at Amarillo - 6:05
Grand Prairie at Laredo - 7:30

Monday, June 30

Fargo at Winnipeg - 7:00
Sioux City at Grand Prairie - 7:05
Gary at Sioux Falls - 7:05
Amarillo at Wichita - 7:05

Tuesday, July 1

Kansas City at Winnipeg - 4:00
Sioux City at Grand Prairie - 7:05
Fargo at St. Paul - 7:05
Gary at Sioux Falls - 7:05
Amarillo at Wichita - 7:05
Lincoln at Laredo - 7:30

Wednesday, July 2

Sioux City at G.P. - 11:05 a.m.
Kansas City at Winnipeg - 7:00
Fargo at St. Paul - 7:05
Gary at Sioux Falls - 7:05
Amarillo at Wichita - 7:05
Lincoln at Laredo - 7:30

Thursday, July 3

Kansas City at Winnipeg - 6:00
Lincoln at Laredo - 6:30
Fargo at St. Paul - 7:05
Wichita at Sioux City - 7:05
Gary at Sioux Falls - 7:05

Friday, July 4

Lincoln at Grand Prairie - 6:05
Winnipeg at Fargo - 7:02
Laredo at Amarillo - 7:05
Sioux Falls at Kansas City - 7:05
Wichita at Sioux City - 7:05
St. Paul at Gary - 7:10

Saturday, July 5

Winnipeg at Fargo - 6:00
St. Paul at Gary - 6:10
Laredo at Amarillo - 7:05
Lincoln at Grand Prairie - 7:05
Sioux Falls at Kansas City - 7:05
Wichita at Sioux City - 7:05

Sunday, July 6

Winnipeg at Fargo - 1:00
Lincoln at Grand Prairie - 2:05
St. Paul at Gary - 2:10
Sioux Falls at Kansas City - 5:05
Laredo at Amarillo - 6:05

Monday, July 7

Laredo at Lincoln - 7:05
Sioux Falls at Wichita - 7:05

Tuesday, July 8

Sioux City at Winnipeg - 7:00
Gary at Fargo - 7:02
Grand Prairie at Kansas City - 7:05
Laredo at Lincoln - 7:05
Amarillo at St. Paul - 7:05
Sioux Falls at Wichita - 7:05

Wednesday, July 9

Sioux City at Winnipeg - 7:00
Gary at Fargo - 7:02
Grand Prairie at Kansas City - 7:05
Laredo at Lincoln - 7:05
Amarillo at St. Paul - 7:05
Sioux Falls at Wichita - 7:05

Thursday, July 10

Gary at Fargo - 12:30
Sioux City at Winnipeg - 7:00
Grand Prairie at Kansas City - 7:05
Amarillo at St. Paul - 7:05

Friday, July 11

Lincoln at New Jersey - 6:05
Gary at Winnipeg - 7:00
Kansas City at St. Paul - 7:05
Fargo at Sioux City - 7:05
Grand Prairie at Sioux Falls - 7:05
Amarillo at Wichita - 7:05
Quebec at Laredo - 7:30

[Redacted]

[Redacted]

[Redacted]

[Redacted]


[Redacted]

[Redacted]

[Redacted]

[Redacted]

[Redacted]



The MARK of a PRO

A LINGS.C M 1-800-A LINGS
S Caa. Ca. (N SE JAH)
M L B R S Caa. Ca. J. H. J. H. M L B M L B