





**2020**

**AMERICAN**

**ASSOCIATION**



2019 FINAL STANDINGS

North Division	W	L	Pct.	GB	Attendance
----------------	---	---	------	----	------------

--	--	--	--	--	--

--	--	--	--	--	--

--	--	--	--	--	--

--	--	--	--	--	--

# 2019 LEAGUE LEADERS

## Batting Leaders

BATTER	TEAM	AVG	G	AB	R	H	HR	RBI	BB	SO
Lago, Alay										
Moroney, Jonathan										
Robertson, Daniel										
Motl, Dan										
Samson, Nate										
Pina, Leobaldo										
Colwell, Tim										
Shoemaker, Brady										
Darvill, Wes										
Tice, Dylan										

## Category Leaders

Home Runs		
Barnum, Keon	Chicago	31
Roache, Victor		
Walker, Adam	Milwaukee	22
Simpson, Chase	Cleburne	20
Coulter, Clint	Sioux Falls	18
Prime, Correlle	Fargo	18
Shoemaker, Brady	St. Paul	18

## Pitching Leaders

PITCHER	TEAM	G	W-L	ERA	Milwaukee	Category Leader
---------	------	---	-----	-----	-----------	-----------------

## Team Batting Game Highs

At-Bats:  
Hits:  
Runs Scored:  
RBI:  
Doubles:  
Triples:  
Home Runs:  
Total Bases:  
Walks:  
Strikeouts:  
Sacrifice Flies:  
Stolen Bases:  
Caught Stealing:  
Hit by Pitch:  
Runners Left On Base:  
Hit into Double Play:

## Team Fielding Game Highs

Putouts:  
Assists:  
Errors:  
Passed Balls:

## Team Pitching Game Highs

Innings Pitched:  
Hits Allowed:  
Runs Allowed:  
Home Runs Allowed:  
Strikeouts:  
Wild Pitches:  
Walks:  
Hit Batters:

## Individual Batting Game Highs

At-Bats:  
Hits:  
Runs:  
RBI:  
Doubles:  
Triples:  
Home Runs:  
Total Bases:  
Walks:  
Strikeouts:  
Sacrifice Flies:  
Stolen Bases:  
Caught Stealing:  
Hit By Pitch:  
Runners Left on Base:  
Hit into Double Play:

## Individual Fielding Game Highs

Putouts:

**Phone:**

**Web:** [TheChicagoDogs.com](http://TheChicagoDogs.com)

**Twitter:** @TheChicagoDogs.

**Facebook** [1 Tf u07i/TT0 1 Tf \(The Tf9.098n6 7 9 006 67 1 66 9 13.5 refBT0 0 0 0 k/2. \)Tj/c 0.01/c 10 0 605.4T0 1 480.CHIC TmNFOR/c \(GO](https://www.facebook.com/TheChicagoDogs)



## FRONT OFFICE

### Owners:

Chief Operating Officer: Trish Zuro.

**Marketing Director:** Christine Reznicek.

**Corporate Sponsorships:** Julia Brady.

**Baseball Administration:** Ron Stern.

**Corporate Sales Manager:** Scott Foley.

**Senior Account Executives:** Kyle McKenna,  
Jon Ryan, Mackenzie Thomas.

### Sales and Event Manager:

**Account Executive:** Jason Mandell.

**Dir., Game Entertainment:**

**Media Relations:** Alexandra Jakubiak.

**Community Relations:** Daniela Barrios.

**Retail Director:** Jeff Chapman.

**Director, Operations:** Mark Viniard.

## FIELD STAFF

**Manager:** Butch Hobson.

**Hitting Coach:** D.J. Boston.

**Pitching Coach:** Cory Domel.

**Trainer:** Patrick Pauley.

## GAME-DAY INFORMATION

**Stadium:**

**Year Built:** 2018. **Capacity:** 6,300.

**Out field Dimensions:**

**Visiting Club Hotel:**

**Telephone:**

**Broadcaster:** Sam Brief.

**Games Broadcast:** All.


**Webcast:** [TheChicagoDogs.com](http://TheChicagoDogs.com).

**Web:** [CrownePlazaOHare.com](http://CrownePlazaOHare.com).

## 2019 CHICAGO DOGS STATISTICS

vs. Cleburne: 2-4      vs. Lincoln: 2-1      vs. Sioux Falls: 5-1  
vs. Fargo-Moorhead: 4-8      vs. Milwaukee: 11-4      vs. Texas: 3-3  
vs. Gary SouthShore: 12-2      vs. St. Paul: 6-7      vs. Winnipeg: 7-5  
vs. Kansas City: 3-4      vs. Sioux City: 4-2

Player	POS	AVG	G	AB	R	H	2B	3B	HR	RBI	BB	HBP	SO	SB	CS	DP	E
--------	-----	-----	---	----	---	---	----	----	----	-----	----	-----	----	----	----	----	---



## FIELD STAFF

## GAME-DAY INFORMATION

## FIELD MANAGER - BRENT CLEVELIN

third-best in league history.



CLEBURNE INDEPENDENT SINGLE-SEASON RECORDS

5P03A02FF0009A Tonent

Opponent	Record	Pct.	Opponent	Record	Pct.	Opponent	Record	Pct.
						Sioux Falls	12-12	.182

Gary 5-11 .100



# FARGO-MOORHEAD REDHAWKS

## 2019 FARGO-MOORHEAD REDHAWKS STATISTICS

vs. Chicago: 8-4	vs. Lincoln: 7-2	vs. Sioux Falls: 7-0
vs. Cleburne: 3-3	vs. Milwaukee: 10-3	vs. Texas: 5-1
vs. Gary SouthShore: 10-3	vs. St. Paul: 3-9	vs. Winnipeg: 5-7
vs. Kansas City: 1-3	vs. Sioux City: 4-2	

Player	POS	AVG	G	AB	R	H	2B	3B	HR	RBI	BB	HBP	SO	SB	CS	DP	E
--------	-----	-----	---	----	---	---	----	----	----	-----	----	-----	----	----	----	----	---

Pitcher	G	GS	CG	IP	H	R	ER	BB	SO	W	L	SV	2B	3B	ERA
---------	---	----	----	----	---	---	----	----	----	---	---	----	----	----	-----

Williams, Ryan	13	13	0	80.0	90	33	26	6	51	8	1	0	16	3	2.93
Wolfe, Tyler	2	0	0	3.0	5	6	6	5	1	0	0	0	1	0	18.00

## FARGO-MOORHEAD INDEPENDENT SINGLE-SEASON RECORDS

### Losses

3. Brandon Mann, 2015 10

Justin Fletschock, 2001 8

### Saves

1. Tom Boleska, 2012 29

**2. Geoff Broussard, 2019 28**

3. George Schmidt, 2000 23

### Games Pitched

1. Joe Harris, 2013 53

2. C. Hoorelbeke, 2010 52

### Innings Pitched

2. Brandon Mann, 2015

3. T. Alexander, 2016

5 133.1

### Walks

### Strikeouts

2. Brandon Mann, 2015

3. Tyler Alexander, 2016 156

5. Trey McNutt, 2018 130

## All-time AA record - 9 seasons, 481-418, .539 winning pct.

Opponent	Record	Pct.	Opponent	Record	Pct.	Opponent	Record	Pct.
Chicago	12-12	.500	Salina	3-0	1.000	Newark	3-0	1.000
Joplin	2-5	.286	Quebec	1-2	.333	Rockland	8-8	.500

FARGO-MOORHEAD AMERICAN ASSOCIATION CAREER RECORDS

Games - Position Player

[Redacted]

[Redacted]

[Redacted]

[Redacted]

[Redacted]

[Redacted]

[Redacted]

**GARY SOUTHSORE INDEPENDENT YEARLY RESULTS**

<u>Year</u>	<u>League</u>	<u>W</u>	<u>L</u>	<u>Pct.</u>	<u>Place</u>	<u>Attendance</u>	<u>Manager</u>
2002	Northern	35	55	.389	10th (10)	(road team)	Joe Calfapietra




**PLAYOFF HISTORY**

<u>Year</u>	<u>Round</u>	<u>Opponent</u>	<u>Result</u>
2005	Semis		
		Finals	Kansas City L 3-1
2009	Semis	Kansas City	W 3-2
		Finals	Fargo L 3-1
2010	Semis	Fargo	L 3-0
2013	Semis	Fargo	W 3-1
		Finals	Wichita W
		3-1	

**Batting Average**

2. F. Matos, 2002 .362

**Runs Scored**



## FRONT OFFICE

## FIELD STAFF

**Manager:** Joe Calapietra.

**Clubhouse Manager:** John West.

**Coaches:** Bill Sobbe, Frank White.

## GAME-DAY INFORMATION

**Stadium:** T-Bones Stadium.

**Broadcaster:** Dan Vaughan.

**Year Built:** 2003. **Capacity:**

**Games Broadcast:** All.

Out field Dimensions: 300-396-328.

**Outlet:** [mixlr.com/t-bones-baseball](http://mixlr.com/t-bones-baseball).

## 2019 KANSAS CITY T-BONES STATISTICS

vs. Chicago: 4-3      vs. Lincoln: 8-4      vs. Sioux Falls: 5-4  
vs. Cleburne: 9-3      vs. Milwaukee: 2-5      vs. Texas: 14-1  
vs. Fargo-Moorhead: 3-1      vs. St. Paul: 4-5      vs. Winnipeg: 2-4  
vs. Gary SouthShore: 1-5      vs. Sioux City: 6-7

Player	POS	AVG	G	AB	R	H	2B	3B	HR	RBI	BB	HBP	SO	SB	CS	DP	E
--------	-----	-----	---	----	---	---	----	----	----	-----	----	-----	----	----	----	----	---



## KANSAS CITY AMERICAN ASSOCIATION CAREER RECORDS

### Games - Position Player

### Batting Average (min. 600 at-bats)

1. Dylan Tice, 2018-19 .322
2. Brandon Jones, 2012-13 .293

### Runs Scored

3. Dylan Tice, 2018-19 119


### Hits

PLAYOFF HISTORY



# MILWAUKEE MILKMEN

2019 record: 38-62, 6th place, North

**Phone:****Web:** MilwaukeeMilkmen.com.**Twitter:** @MKEMilkmen.**Facebook.com:** MKEMilkmen.**FRONT OFFICE****Owner:** Michael Zimmerman.**COO:** Dan Kuenzi.**VP, Sales:** Joe Zimmerman.**VP, Ticket Sales:** Trish Rasberry.**Operations Director:** Shawn Kison.**Entertainment & Events:** Jim Rinelli.**Finance:** Tom Johns.**Administration:** Mike Doyle.**FIELD STAFF****Manager:** Anthony Barone.**Coaches:** Wade Taylor, Matt Passerelle, Roger Fegan.**GAME-DAY INFORMATION****Stadium:** Milkmen Stadium.**Year Built:** 2019. **Capacity:**

Out field Dimensions:

**Games Broadcast:** All.**Outlet:** MilwaukeeMilkmen.com.**2019 MILWAUKEE MILKMEN STATISTICS**

vs. Chicago: 4-11

vs. Cleburne: 2-4

vs. Fargo-Moorhead: 3-10

vs. Gary SouthShore: 4-9

vs. Kansas City: 5-2

vs. Lincoln: 4-2

vs. St. Paul: 2-8

vs. Sioux City: 3-3

vs. Sioux Falls: 4-5

vs. Texas: 3-3

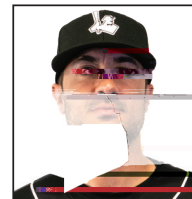
vs. Winnipeg: 4-5

Player	POS	AVG	G	AB	R	H	2B	3B	HR	RBI	BB	HBP	SO	SB	CS	DP	E
--------	-----	-----	---	----	---	---	----	----	----	-----	----	-----	----	----	----	----	---

Reynoso, Jonathan	OF	.200	5	10	0	2	0	0	0	0	1	2	3	2	0	1	0
-------------------	----	------	---	----	---	---	---	---	---	---	---	---	---	---	---	---	---

Scura, Chris	OF	.105	8	19	3	2	0	0	0	0	5	2	5	0	1	0	0
--------------	----	------	---	----	---	---	---	---	---	---	---	---	---	---	---	---	---

Pitcher	G	GS	CG	IP	H	R	ER	BB	SO	W	L	SV	2B	3B	ERA
---------	---	----	----	----	---	---	----	----	----	---	---	----	----	----	-----

**FIELD MANAGER - ANTHONY BARONE**

aged the Jamestown Jammers of the Perfect Game Collegiate and a title in '18.

of the Western Athletic Conference regular season championship in 2013, going 18-9 in league play.

**Managerial History**

Year	Club	League	Affiliate	Level	Record	Finish	Playoffs
------	------	--------	-----------	-------	--------	--------	----------

# ST. PAUL SAINTS

2019 Results: 64-35, 1st place - North, League Champions

360 Broadway Street, St. Paul, MN 55101.

**Phone:**                      **Fax:**

**Web:** SaintsBaseball.com.

**Twitter:** @StPaulSaints.

**Facebook.com/**StPaulSaints.



## FRONT OFFICE

### Owners:

Gerald Goldklang, Mike Goldklang, Mike Veeck, Bill Murray, Larry Eagel, Tom Whaley, Alton Phillips.

### Chairman:

**President:** Jeff Goldklang.

**Executive V.P./GM:** Derek Sharrer.

**Executive Vice President:** Tom Whaley.

**Senior V.P./Assistant GM:** Chris Schwab.

**Business Manager:** Krista Schnelle.

**VP/Dir., Media Relations:** Sean Aronson.

**Director, Promotions/Marketing:** Sierra Bailey.

**Director, Sales:** Zane Heinselman.

**Account Executive:**

**Director, Operations:** Curtis Nachtsheim.

**Marketing Services Mgr.:** Kelly Hagenson.

**Director, Digital Media:** Jordan Lynn.

**Office Manager:** Gina Kray.

**Events Manager:** Anna Gutknect.

**Head Groundskeeper:** Marcus Campbell.

**Community Partnerships:** Eddie Coblentz.

**Ticket Sales Execs:**

**Multimedia Content Producer:** Zach Neubauer.

## FIELD STAFF

**Manager:** George Tsamis.

**Pitching Coach:** Kerry Ligtenberg.

**Coaches:** Ole Sheldon, Dan Grice.

**Trainer:** Jason Ellenbecker.

## GAME-DAY INFORMATION

**Stadium:** CHS Field.

**Year Built:** 2015. **Capacity:**

Out field Dimensions: 330-396-320.

**Visiting Club Hotel:**


MN 55101. **Phone:** (651) 605-6953. **Fax:** (651) 605-6966.

**Broadcaster:** Sean Aronson.

**Games Broadcast:** All.

**Outlet:**

## FIELD MANAGER - GEORGE TSAMIS



George Tsamis begins his 18th year as manager of the Saints (.552 winning percentage) and has won four championships, in-

Tsamis, 52, was drafted in the 15th round by the Minnesota

### Managerial History

Year	Club	League	Affiliate	Level	Record	Finish	Playoffs
------	------	--------	-----------	-------	--------	--------	----------

## 2019 ST. PAUL SAINTS STATISTICS

vs. Chicago: 7-6

vs. Kansas City: 5-4

vs. Sioux Falls: 3-1

vs. Cleburne: 2-4

vs. Lincoln: 6-3

vs. Texas: 4-2

vs. Fargo: 9-3

vs. Milwaukee: 8-2

vs. Winnipeg: 8-5

vs. Gary: 8-4

vs. Sioux City: 4-2

## ST. PAUL AMERICAN ASSOCIATION CAREER RECORDS

### Games - Position Player

1. Ole Sheldon, 2009-13 355

\_\_\_\_\_

\_\_\_\_\_

\_\_\_\_\_

\_\_\_\_\_

\_\_\_\_\_

\_\_\_\_\_

\_\_\_\_\_

**SIOUX CITY INDEPENDENT YEARLY RESULTS**

Year	League	W	L	Pct.	Place	Attendance	Manager
------	--------	---	---	------	-------	------------	---------

2013	Amer. Assoc.	38	62	.380	13th (13)	52,052	Stan Cliburn
------	--------------	----	----	------	-----------	--------	--------------


**PLAYOFF HISTORY**

Year	Round	Opponent	Result	Year	Round	Opponent	Result
1999	Quarters	Winnipeg	L 3-0	2015	Semis	St. Paul	W 3-1
2002	Quarters	Joliet	W 3-2		Finals	Laredo	L 3-1
	Semis	Winnipeg	L 3-1	2016	Semis	Wichita	L 3-1
2008	Semis	Sioux Falls	L 3-0	2018	Semis	Kansas City	L 3-2
				2019	Semis	Kansas City	W 3-2
					Finals	St. Paul	L 3-0

**2019 SIOUX CITY EXPLORERS STATISTICS**

vs. Chicago: 3-2	vs. Kansas City: 8-7	vs. Texas: 12-1
vs. Cleburne: 10-2	vs. Lincoln: 11-2	vs. Wichita: 5-7
vs. Fargo-Moorhead: 3-3	vs. St. Paul: 4-2	vs. Winnipeg: 6-0
vs. Gary SouthShore: 5-1	vs. Sioux Falls: 4-2	

Player	POS	AVG	G	AB	R	H	2B	3B	HR	RBI	BB	BHP	SO	SB	CSDP	E
--------	-----	-----	---	----	---	---	----	----	----	-----	----	-----	----	----	------	---







## FRONT OFFICE

## FIELD STAFF

**Manager:** Mike Meyer.

**Hitting Coach:** Mitch Glasser.

**Stadium:** Sioux Falls Stadium.

**Broadcaster:** Carter Woodiel.

**Year Built:**      **Capacity:**

**Games Broadcast:** All.

Out field Dimensions:

**Webcast:** KWSN-1230 AM, [kwsn.com](http://kwsn.com).

vs. Chicago: 1-5







**Phone:**  
**Web:** Goldeyes.com.  
**Twitter:** @Wpg\_Goldeyes.  
**Facebook.com/WinnipegGoldeyes.**

#### FRONT OFFICE

**Principal Owner/President:** Sam Katz.      **Manager, Group Sales:** Chris Dant.  
**General Manager:** Andrew Collier.      **Account Executives:** Arden Raaen, Jim  
**Vice President/COO:** Regan Katz.  
**CFO:** Jason McRae-King.      **Media Coordinator:** Nigel Batchelor.  
**Director, Sales & Marketing:** Dan Chase.      **Retail Manager:** Kendra Gibson.  
**Box Office Manager:**      **Facility Manager:** Don Ferguson.  
**Food & Beverage:** Melissa Schlicting.      **Administrative Asst.:** Bonnie Benson.  
**Suites/Sales/Marketing:** Angela Sanche.

#### FIELD STAFF

**Manager:** Rick Forney.      **Trainer:** Cristian Molina.  
**Hitting Coach:** Kash Beauchamp.      **Clubhouse Manager:** Jamie Samson.

#### GAME-DAY INFORMATION

**Stadium:** Shaw Park.      **Radio Broadcaster:**  
**Year Built:** 1999. **Capacity:**      **Games Broadcast:** All.  
**Out field Dimensions:**      **Outlets:**  
**Visiting Club Hotel:**  
Winnipeg, MB R3C 0B8. **Telephone:**

#### FIELD MANAGER - RICK FORNEY



A manager of three American Association championship  
2019.  
The league's 2011 Manager of the Year, Forney spent his  
-  
lowed by six years as a pitching coach, before being named

## 2019 WINNIPEG GOLDEYES STATISTICS

vs. Chicago: 5-7

vs. Kansas City: 4-2

vs. Sioux City: 5-2

vs. Cleburne: 3-3

vs. Lincoln: 3-3

vs. Sioux Falls: 6-4

vs. Fargo: 7-5

vs. Milwaukee: 5-4

vs. Texas: 6-1

vs. Gary: 8-4

vs. St. Paul: 5-8

Player	POS	AVG	G	AB	R	H	2B	3B	HR	RBI	BB	HBP	SO	SB	CS	DP	E
--------	-----	-----	---	----	---	---	----	----	----	-----	----	-----	----	----	----	----	---









## WINNIPEG AMERICAN ASSOCIATION CAREER RECORDS

### Games - Position Player

5. Josh Romanski, 2016-19      291

### Batting Average (min. 600 at-bats)



# HOME AND ROAD RECORDS

## ALL-TIME AMERICAN ASSOCIATION HOME AND ROAD RECORDS

### Sioux Falls

Year	Home	Pct.	Road	Pct.
2006	19-29	.396	15-33	.313
2008				
2009				
2010	39-9	.813		
2011			19-30	.388
2012	28-22	.560		
2013				
			12-39	.235
2015				
2016				
2018				
2019			15-35	.300
<b>Total</b>	<b>342-348</b>	<b>.496</b>	<b>272-416</b>	<b>.395</b>

### Texas

Year	Home	Pct.	Road	Pct.
2008			25-23	.521
2009			25-23	.521
2010				
2011			31-19	.620
2012			19-31	.380
2013	31-18	.633		
2015	15-35	.300		
2016	19-31	.380		
	30-30	.500		
2018	13-38	.255		
2019			13-36	.265
<b>Total</b>	<b>283-322</b>	<b>.468</b>	<b>234-347</b>	<b>.403</b>

### Winnipeg

Year	Home	Pct.	Road	Pct.
2011				
2012			29-21	.580
2013				

**2007 League Leaders**

**BA:** HR: Trino Aguilar, Pensacola, 16  
**Runs:**  
**Hits:** Wins: Pat Mahomes, Sioux Falls, 12  
**RBI:** SO: Charlie Ruud, St. Paul, 110  
 ERA: Lenny Bays, Sioux Falls, 2.90

**2007 All-Stars**

**1B:** Walter Olmsted, El Paso      **C:** Marcel Longmire, St. Paul  
**2B:** Josh Patton, Lincoln      **Utility:**  
**3B:** Trino Aguilar, Pensacola      **LHP:** Joel Kirsten, Fort Worth  
**SS:** Albenis Machado, El Paso      **RHP:** Pat Mahomes, Sioux Falls  
**OF:** Brian Fryer, Coastal Bend/Fort Worth      **Relief:** Jerrod Fuell, Sioux Falls  
**OF:** Jorge Moreno, Sioux City      **POY:**  
**OF:** Seth Pietsch, Lincoln      **Mgr. of the Year:** Butch Henry, El Paso

**2008**

North Division	W	L	Pct.	GB	Attend.	Manager
----------------	---	---	------	----	---------	---------

South Division	W	L	Pct.	GB	Attend.	Manager
----------------	---	---	------	----	---------	---------

Eddie Gerald

Semi finals: Sioux Falls 3 games, Sioux City 0; Grand Prairie 3 games, Fort Worth 1.

Finals: Sioux Falls 3 games, Grand Prairie 1.

**2008 League Leaders**

**BA:** HR: Brandon Sing, Pensacola, 22  
**Runs:** Grant Richardson, Sioux Falls, 88      **Wins:**  
**Hits:** Brian Fryer, Fort Worth, 133      **SO:**  
**RBI:** Brandon Sing, Pensacola, 86      **ERA:**

**2008 All-Stars**

**1B:** Brandon Sing, Pensacola      **C:** J.B. Tucker, Grand Prairie  
**2B:** Brennan Herrera, Wichita      **Utility:** John Allen, Ft. Worth  
**3B:** Grant Richardson, Sioux Falls      **LHP:** Joel Kirsten, Ft. Worth  
**SS:** **RHP:** Nick Singleton, Sioux City  
**OF:** Brian Fryer, Fort Worth      **Relief:** Kris Regas, Sioux Falls  
**OF:** Brent Krause, St. Paul      **POY:** Beau Torbert, Sioux Falls  
**OF:** Beau Torbert, Sioux Falls      **Mgr. of the Year:**

**2009**

North Division	W	L	Pct.	GB	Attend.	Manager
----------------	---	---	------	----	---------	---------

Nick Sing 2,559 - 1.

# SEASONS IN REVIEW

## 2010 All-Stars






**1B:** Brandon Sing, Sioux Falls

**C:** Lou Palmisano, Pensacola

**2B:** Hector Bernal, El Paso/St. Paul






**Utility:**

**3B:**



# SEASONS IN REVIEW

Semifinals:





2018

## RHP Chris Martin, Grand Prairie 2010



just two hits.

YEAR	CLUB	ERA	W	L	S	G	GS	IP	SO
------	------	-----	---	---	---	---	----	----	----

## LHP James Paxton, Grand Prairie 2010




the stretch run for the playoff-bound Yankees, going 10-0 in August and September. He also made three playoff starts, earning the win in Game 5 of the ALCS.






YEAR	CLUB	ERA	W	L	S	G	GS	IP	SO
------	------	-----	---	---	---	---	----	----	----

2019	N.Y. Yankees	3.82	15	6	0	29	29	150.2	186
------	--------------	------	----	---	---	----	----	-------	-----










# SEASONS IN REVIEW

Josh Kito	LHP	Sioux Falls	Detroit	2008
-----------	-----	-------------	---------	------

## Contracts of AA players sold to Major League organizations

Beau Torbert	OF	Sioux Falls	Atlanta	2010
Eddy Rodriguez	C	Sioux Falls	San Diego	2011

Doc 250161(4)8.1 (table) /Span<<ActualText<FEFF0009>>> BDC R LHP Sioux Falls



**Most, Batter, Game:** 3, J.P. Schmidt, El Paso, June 16, 2006 and Mike Massaro, Gary,

### Home Runs

**Most, Team, Season:** 128, Lincoln, 2010.

**Fewest, Team, Season:** 20, Gary, 2013.

**Most, Team, Game:**

**Most, Team, Inning:** 5, Kansas City, May 20, 2013.

**Most, Batter, Season:** 31, Keon Barnum, Chicago, 2019.

**Most, Batter, Game:**

### Grand Slams

**Most, Team, Season:**

**Most, Team, Game:**

**Most, Batter, Season:**

**Most, Batter, Game:**

### RBI

**Most, Team, Season:**

**Fewest, Team, Season:**

**Most, Team, Game:** 25, Sioux Falls, August 22, 2008 and Grand Prairie, June 12, 2011.

**Most, Batter, Season:** 103, Cesar Nicolas, Grand Prairie, 2009.

**Most, Batter, Game:** 9, Brian Buchanan, St. Paul, July 20, 2006.

### Extra-Base Hits

**Most, Batter, Season:**

**Most, Batter, Game:**

### On-Base Percentage

**Highest, Team, Season:** .388, Wichita, 2011.

**Lowest, Team, Season:** .298, Texas, 2018.

**Highest, Batter, Season:**

Prairie, 2012.

### Slugging Percentage

**Highest, Team, Season:**

**Lowest, Team, Season:**

**Highest, Batter, Season:**

### Sacrifice Hits

**Most, Team, Season:** 66, Sioux City, 2008.

**Fewest, Team, Season:**

**Most, Team, Game:**

July 19, 2018.

**Most, Batter, Season:** 19, Ben Thomas, St. Joe, 2006.

### Sacrifice Flies

**Most, Team, Season:** 50, Sioux City, 2015 and Sioux City, 2018.

**Fewest, Team, Season:**

**Most, Team, Game:**

**Most, Batter, Season:** 12, Jake Blackwood, Kansas City, 2016.

### Hit by Pitch

**Most, Team, Season:** 80, St. Paul, 2019.

**Fewest, Team, Season:** 29, Texas, 2019.

**Most, Team, Game:**

**Most, Team, Inning:**

**Most, Batter, Season:** 22, Jake Kahalelio, Wichita, 2013.

**Most, Batter, Game:**

### Walks

**Most, Team, Season:**

**Fewest, Team, Season:** 238, Sioux City, 2013.

**Most, Team, Game:** 18, St. Paul, August 15, 2010.

**Most, Team, Inning:**

**Most, Batter, Season:**

**Most, Batter, Game:**

### Intentional Walks

**Most, Team, Season:**

**Fewest, Team, Season:** 1, Cleburne, 2018.

**Most, Team, Game:**

**Most, Batter, Season:**

**Most, Batter, Game:** 3, Dan Meier, Sioux City, June 8, 2006.

### Strikeouts

**Most, Team, Season:** 910, Cleburne, 2018.

**Fewest, Team, Season:**

**Most, Team, Game:**

**Most, Both Teams, Game:**

**Most, Batter, Season:** 139, Victor Diaz, Grand Prairie, 2015.

**Most, Batter, Game:**

### Stolen Bases

**Most, Team, Season:** 188, Sioux City, 2015.

**Fewest, Team, Season:** 36, Lincoln, 2019.

**Most Attempts, Team, Season:** 233, Sioux City, 2015.

**Fewest Attempts, Team, Season:**

**Highest Success Rate, Team, Season:** 88.0%, Kansas City, 2019 (96 of 109 attempts successful)

**Lowest Success Rate, Team, Season:**

**Most, Team, Game:**

**Most, Runner, Season:**

**Most, Runner, Game:** 5, Ralph Santana, Sioux Falls, May 19, 2006.

### Caught Stealing

**Most, Team, Season:** 56, Gary SouthShore, 2012 and Sioux City, 2018.

**Fewest, Team, Season:**

**Most, Team, Game:** 5, Pensacola, July 16, 2010.

**Most, Runner, Season:** 16, Alonzo Harris, St. Paul, 2015.

**Most, Runner, Game:**

### Hit into Double Play

**Most, Team, Season:** 129, Wichita, 2011.

**Fewest, Team, Season:**

**Most, Team, Game:**

**Most, Batter, Season:** 26, Cristian Guerrero, Gary SouthShore/Sioux Falls, 2013.

**Most, Batter, Game:**

### Runners Left on Base

**Most, Team, Season:**

**Fewest, Team, Season:**

**Most, Team, Game:**

**Most, Both Teams, Game:** 35, El Paso at Fort Worth (13 innings), July 19, 2009.

## Batting - Playoffs (since 2009)

### Batting Average

**Highest, Team, Playoffs:**

**Highest, Team, Series:**

**Lowest, Team, Playoffs:** .118, Grand Prairie, 2013.

**Lowest, Team, Series:**

**Highest, Batter, Playoffs:** .556, John Allen, Laredo, 2012 and Nate Hanson, St. Paul, 2016.

**Highest, Batter, Series:**

**At-Bats**

**Most, Team, Playoffs:** 355, Winnipeg, 2016.

**Most, Team, Series:**

**Most, Team, Game:**

**Fewest, Team, Playoffs:**

\_\_\_\_\_

\_\_\_\_\_

\_\_\_\_\_

\_\_\_\_\_

\_\_\_\_\_

# LEAGUE RECORDS

Fewest, Team, Series:

Most, Runner, Playoffs:

Most, Runner, Series:

Most, Runner, Game:

Left on Base

Most, Team, Series: 1TJ00560047004Fest

## Pitching - Regular Season

Games

Most, Pitcher, Season: 60, Jack Charleston, Winnipeg, 2018.

Games Started

Most, Pitcher, Season:

Most, Pitcher, Offs:

**Most, Team, Inning:**

**Most, Pitcher, Season:** 18, Jesen Merle, St. Joe, 2006.

**Most, Pitcher, Game:**

Chicago, July 22, 2018.

**Most, Pitcher, Inning:**

**Walks Allowed**

**Most, Team, Season:** 531, Texas, 2018.

**Fewest, Team, Season:**

**Most, Team, Game:** 18, Lincoln, August 15, 2010.

**Most, Team, Inning:**

**Most, Pitcher, Season:**

**Most, Pitcher, Game:** 11, Cody Scarpetta, Fargo-Moorhead, July 16, 2016.

**Intentional Walks Issued**

**Most, Team, Season:** 39, St. Paul, 2011.

**Fewest, Team, Season:**

**Most, Team, Game:**

6

**Most, Pitcher, Season:** 16, 48840eam, Inn36 @047B001600000140030036300160000014A00054>8.4 @000014058300140012001302.3 6



Most, Team, Series:

Fewest, Team, Series:

Most, Team, Game:

Most, Pitcher, Playoffs:

Most, Pitcher, Series:

Most, Pitcher, Game:

Laredo, September 6, 2012.

### Earned Runs Allowed

Most, Team, Playoffs:

Fewest, Team, Playoffs: 10, Lincoln, 2010.

Most, Team, Series:

Fewest, Team, Series:

Most, Team, Game:

Most, Pitcher, Playoffs:

Most, Pitcher, Series:

Most, Pitcher, Game:

Laredo, September 6, 2012.

### Walks Allowed

Most, Team, Playoffs:

Fewest, Team, Playoffs: 6, Fargo, 2012.

Most, Team, Series:

Fewest, Team, Series:

Most, Team, Game: 12, Pensacola, September 11, 2009.

Most, Pitcher, Playoffs:

2009.

Most, Pitcher, Series:

Most, Pitcher, Game:

### Strikeouts

Most, Team, Playoffs: 99, Winnipeg, 2016.

Fewest, Team, Playoffs: 13, Grand Prairie, 2013.

Most, Team, Series:

Fewest, Team, Series:

Most, Team, Game:

Most, Pitcher, Playoffs:

Most, Pitcher, Series:

Most, Pitcher, Game: 13, Kramer Sneed, St. Paul, September 9, 2015.

### Home Runs Allowed

Most, Team, Playoffs:

Fewest, Team, Playoffs:

Most, Team, Series:

Fewest, Team, Series:

Most, Team, Game:

Most, Pitcher, Playoffs:

2012.

Most, Pitcher, Series:

Most, Pitcher, Game:

### Opponents' Batting Average

Highest Allowed, Team, Series:

Lowest Allowed, Team, Series:

## Fielding - Regular Season

### Fielding Percentage

Highest, Team, Season:

Lowest, Team, Season: .959, El Paso, 2006.

### Putouts

Most, Team, Season:

Fewest, Team, Season:

Most, Team, Game:

### Assists

Most, Team, Season:

Fewest, Team, Season: 822, Texas, 2019.

Most, Team, Game:

### Errors

Most, Team, Season:

Fewest, Team, Season:

Most, Team, Game:

### Total Chances

Most, Team, Season:

Fewest, Team, Season:

### Double Plays

Most, Team, Season:

Fewest, Team, Season:

Most, Team, Game:

### Triple Plays

Most, Team, Season:

### Passed Balls

Most, Team, Season: 38, Pensacola, 2006.

Fewest, Team, Season:

Most, Team, Game:

### Stolen Bases Allowed

Most, Team, Season: 22, Most Attempts Allowed, 20638, Game: Most Attempts Allowed

Fewest, Team, Season:

Most Attempts Allowed, Team, Season:

Fewest Attempts Allowed, Team, Season: 82, St. Paul, 2006.

Most Allowed, Team, Game:

Runners Thru (F) 10.2 (ly362 Out (olen Bea013000E00030014000.6 ( )00

# LEAGUE RECORDS

**Total Chances, Season:** 1020, C.J. Ziegler, Wichita, 2013.

**Double Plays, Season:**

## Second Base

**Percentage, Season:**

**Games, Season:** 100, Carlo Cota, Fargo-Moorhead, 2011.

**Putouts, Season:** 222, Carlo Cota, Fargo-Moorhead, 2011.

**Putouts, Game:** 8, Dan Kaczrowski, St. Paul, June 3, 2009.

**Assists, Season:**

**Assists, Game:** 11, Brandon Haywood, El Paso, July 21, 2006.

**Errors, Season:** 25, Antoin Gray, Pensacola, 2009.

**Errors, Game:**

**Total Chances, Season:**

**Double Plays, Season:** 99, Carlo Cota, Fargo-Moorhead, 2012.

## Third Base

**Percentage, Season:**

**Games,            Season:**

# LEAGUE RECORDS

**Most, Team, Season:**

**Fewest, Team, Season:** 25, Sioux City, 2015.

**Most, Team, Season, Home Games:** 38, Texas, 2018.

**Fewest, Team, Season, Home Games:** 9, Sioux Falls, 2010.

**Most, Team, Season, Road Games:**

**Fewest, Team, Season, Road Games:** 11, Sioux City, 2018.

**Most, Team, Season, vs. One Opponent:**

**Margin of Victory**

**Widest Margin of Victory:**

**One-Run Games**

**Most One-Run Wins, Season:**

**Fewest One-Run Wins, Season:** 5, St. Paul, 2008 and El Paso, 2011.

**Most One-Run Losses, Season:**

**Fewest One-Run Losses, Season:**

**Most One-Run Games, Season:**

**Fewest One-Run Games, Season:**

**Highest One-Run Winning Percentage, Season:**

**Lo 2011.**





**Games Pitched**

1	<b>Jack Charleston</b>	2018	Winnipeg	<b>60</b>
2	<b>Brendan Lafferty</b>	2015	Winnipeg	<b>58</b>
3	<b>Jared Simon</b>	2012	Wichita	<b>57</b>
	<b>Nick Walters</b>	2012	Sioux City	<b>57</b>
5	<b>Brendan Lafferty</b>			<b>55</b>
	<b>Ronnie Morales</b>	2012	Grand Prairie	<b>55</b>

**Games Started**

1	<b>Alex Gunn</b>			<b>25</b>
	<b>Charle Rosario</b>			<b>25</b>
3	<b>Trevor Lubking</b>	2019	Gary SouthShore	<b>24</b>
	<b>Charle Rosario</b>	2016	Gary SouthShore	<b>24</b>
	<b>Adam Champion</b>	2013	Sioux Falls	<b>24</b>
5	Eight tied with			<b>23</b>

**Innings Pitched**

1	<b>Mark Hamburger</b>			<b>172.0</b>
2	<b>Charle Rosario</b>			<b>158.2</b>
	<b>Mark Hamburger</b>	2016	St. Paul	<b>158.2</b>
	<b>Charle Rosario</b>	2016	Gary SouthShore	<b>155.1</b>
	<b>Ben Moore</b>	2013	Sioux Falls	<b>155.1</b>
	<b>Kyle Ruwe</b>	2013	Sioux Falls	<b>155.1</b>

**Walks**

1	<b>Shaun Ellis</b>	2010	El Paso	<b>82</b>
	<b>Trevor Fox</b>	2009	Sioux City	<b>82</b>
3	<b>Tyler Pearson</b>	2015	Amarillo, Sioux Falls	<b>76</b>
	<b>Tyler Pearson</b>			<b>72</b>
	<b>Junior Guerra</b>	2011	Wichita	<b>72</b>
6	2011	.CTGFQ		

# AMARILLO O

\* - doubleheader.

<u>Date</u>	<u>Time</u>	<u>Home</u>	<u>Visitor</u>	<u>Site</u>
Sat Aug 15	1:00	MKE	STP	MKE
	6:00	FM	CHI	FM
	6:05	SF	WPG	SF
Sun Aug 16	1:00	FM	CHI	FM
	1:00	MKE	STP	MKE
	5:05	SF	WPG	SF

